



CHILD PROTECTION INFORMATION FOR LSCB MEETING ON 10/6/10

Information from 01/04/09 to 31/03/10

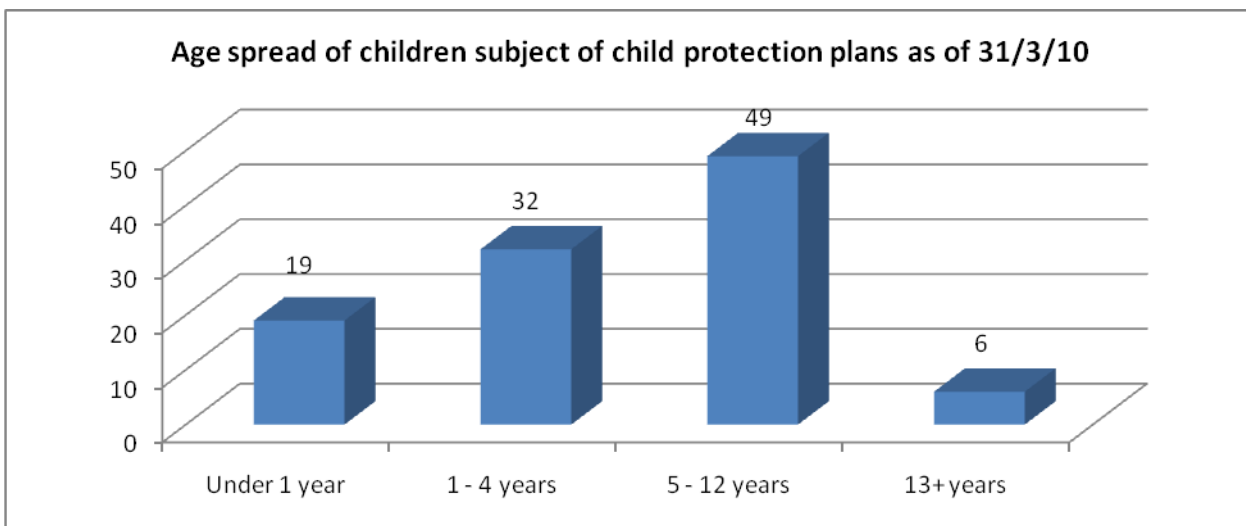
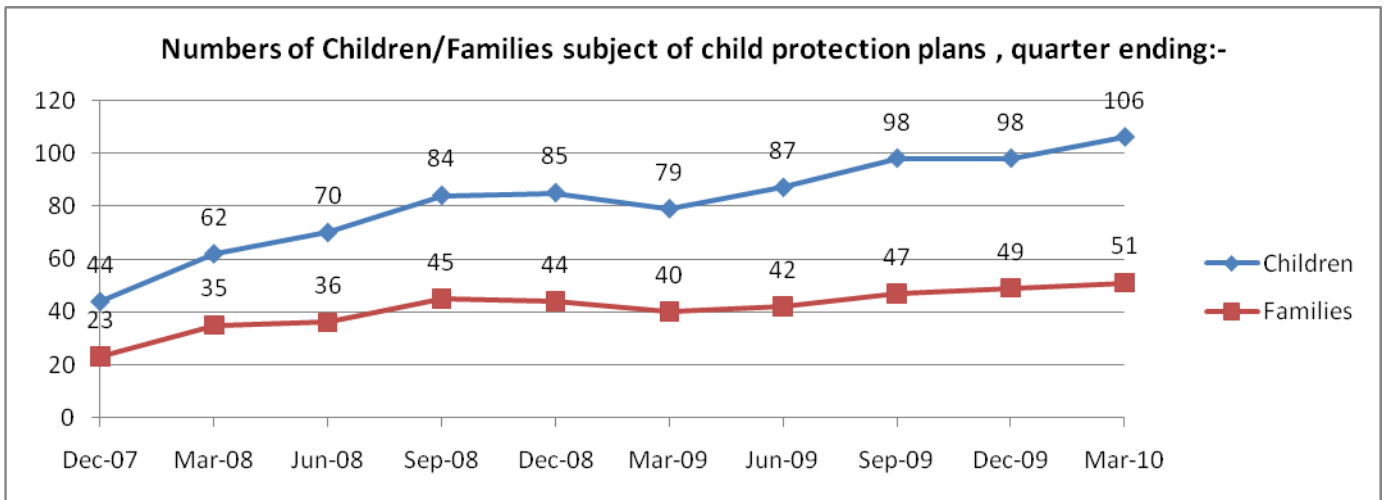
Children subject of Child Protection Activity from 1/4/09- 31/3/10	
No. of children subject of Section 47 enquiries that were concluded in the period.	171 children (67 in the final quarter alone!)
No. of children considered at Initial Child Protection Conference (ICPC)	107 children / 58 ICPCs
No. of children made subject of child protection plans from the 58 ICPCs	99 (includes 15 unborn)
No. of children not made subject of child protection plans from the 58 ICPCs	8 children from 5 families
No. of children subject of ICPC who have previously had a CP Plan	4 from 3 families
No. of children considered at the 133 review conferences	255 from 133 families
No. of children whose CP Plan concluded	72 from 47 families
No. of review conferences held on time	100%
How long subject of a CP Plan at 31/3/10: a) Less than 1 year b) Between 1 – 2 years c) Over 2 years	a) 76 children b) 22 children c) 12 children (6 families)
Total no. of conferences / children: a) Initial b) Review	191 / 362 a) 58 considering 107 children b) 133 considering 255 children
Parental / family members attendance at the 191 conferences:	167 conferences had at least 1 family member attend = 87%
CP Plan sent out within 48 hours to all core group members	100%
Distribution of conference minutes within 15 working days	79/191 on time (41%)
Children subject of a cp plan with a qualified allocated social worker	100%

Details of the 106 Children with Child Protection Plans as of 31/3/10

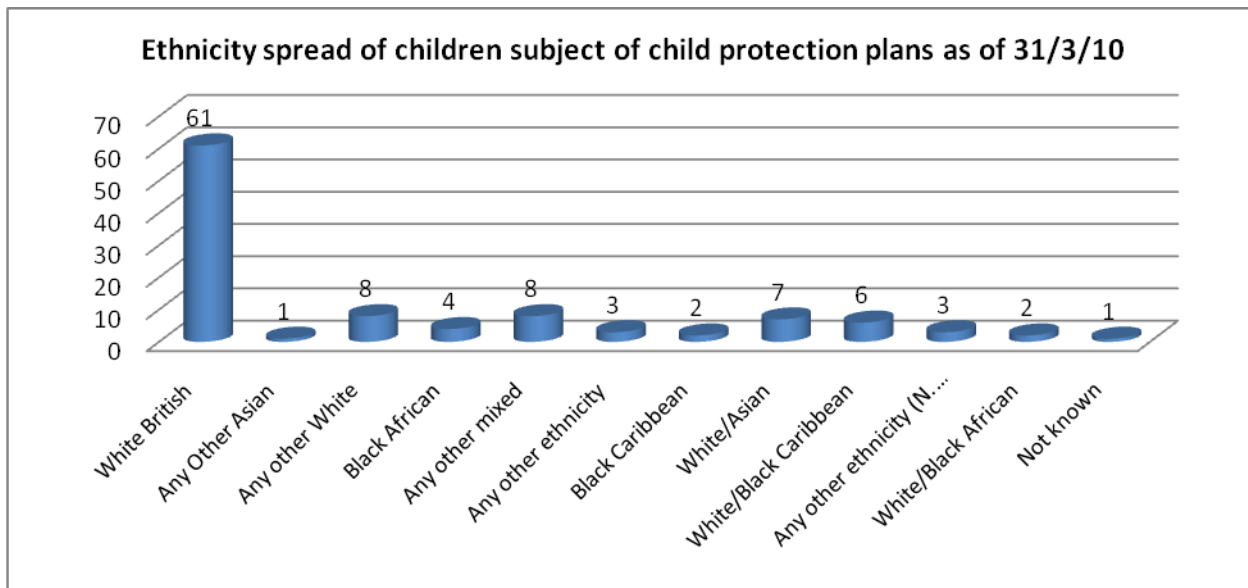
- **Genders** – 45 girls and 59 boys + 2 unborn

APPENDIX 3

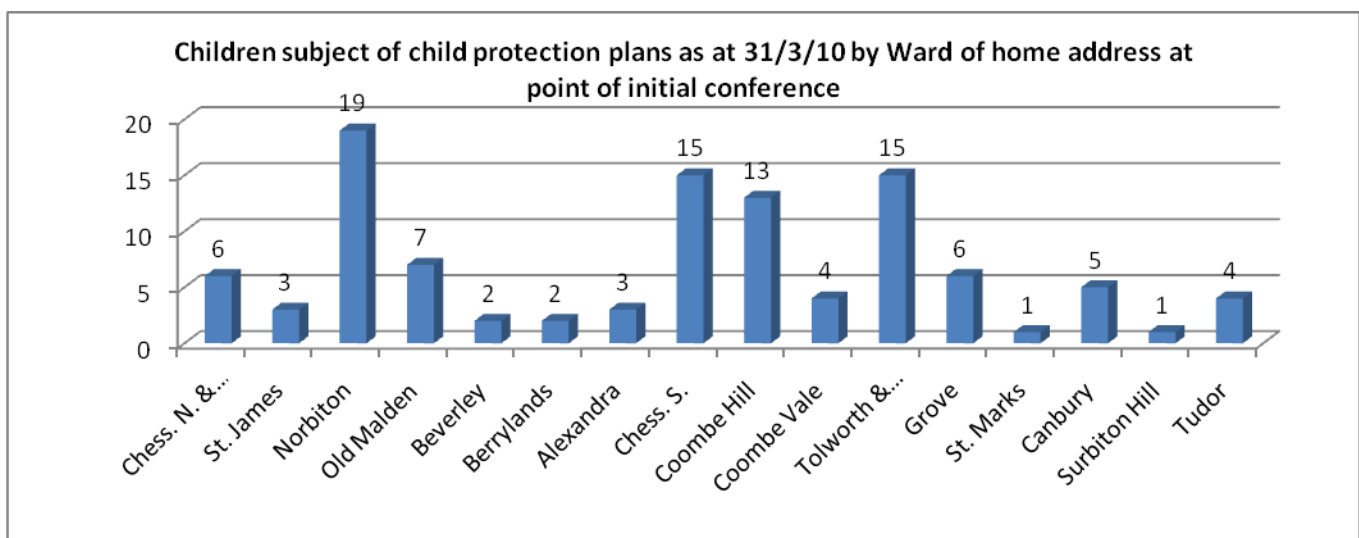
- **Disability** – 4 boys of whom 3 have Autistic Spectrum Disorder (ASD) although none are open to the Disabled Children’s Team.



APPENDIX 3

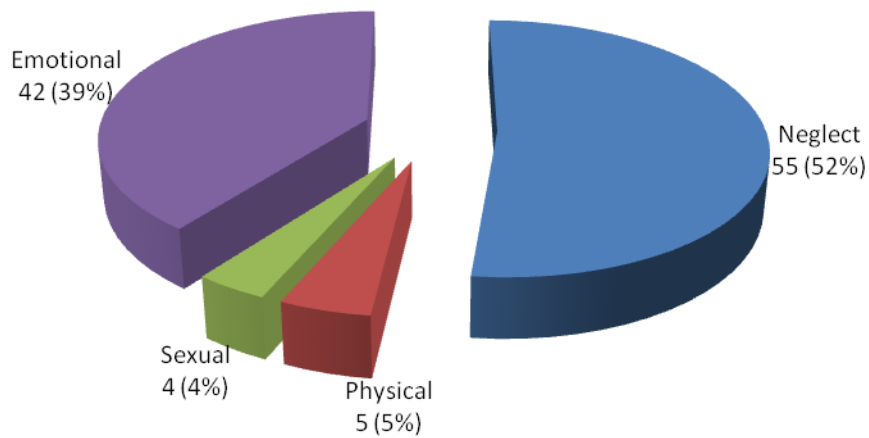


Ages of these children: 0(x8); 1(x6); 2(x6); 3(x1); 4(x4); 5(x2); 6(x5); 7(x1); 8(x2); 9(x2); 10(x2); 11(x1); 12(x3); 14(x2)



APPENDIX 3

Children subject of child protection plans by category of abuse as of 31/3/10



Significant Factors affecting the 107 Children (including 12 unborn) & their Families subject of the 58 Initial CP Conferences held 01/04/09 – 31/3/10

Parent thought to have an undiagnosed mental health difficulty	6/58
Parent with a diagnosed mental health illness	8/58
Parent receiving a CMHT service	6/58
Parent receiving inpatient treatment for mental health illness under Section	0/58
Domestic abuse either currently or previously a factor	32/58
Injunction, bail restrictions in place, offender cautioned or in custody	10/58
Previous child removed or not in parents' care	11/58
Care proceedings actual or likely	9/58
Residence application by extended family	0/58
Lone parent	31/58
Parent is / was in care and /or a care leaver	5/58
Parent previously subject of a child protection plan	3/58
Parent aged 21 or under	7/58

APPENDIX 3

Child with a disability	1/58
Child placed with extended family members	2/58
Child receiving regular respite from a foster carer	0/58
Looked after child	3/58
Large families (4 plus children)	4/58
Drug misuse	16/58
Alcohol misuse	8/58
Drug & alcohol misuse	10/58
Parent receiving treatment for substance misuse	4/58
Neo natal substance misuse, actual or likely	6/58
Parent involved in internet offending	3/58
Parent deemed to pose a risk to children in general	1/58
Parents subject to statutory supervision (Probation)	5/58
Parent has been resident in the UK for less than 5 years	3/58
Parent with a diagnosed learning disability or believed to have one	3/58
Housing problems including arrears	23/58
Non / poor school attendance	5/58
Child previously been subject of a CP Plan in Kingston	4/58
Child previously been subject of a CP Plan in another L.A.	4/58

Key Trends in Child Protection Activity 01/04/09 – 31/12/09

- Over the last 3 years, child protection activity has continues to steadily increase. In the year ending March 2007, 48 children were subject of child protection plans. This number increased to 62 in the year ending March 2008 and 79 end of March 2009. At the end of March 2010, 106 children were subject of cp plans.
- Nationally the number of children being made subject of a cp plan for the year ending March 2007 was 25 children per 10 000 population under 18, increasing to 27 per 10 000 population at the end of March 2008. Kingston's figure increased from 15 per 10 000 for the year ending March 2007 to

APPENDIX 3

20 per 10 000 year ending 2008. At the end of March 2010 this figure had risen further to 32.5 per 10 000 population under 18.

- During the year ending 2008, 148 children were subject of 78 review conferences, an increase from the previous year of 119 children and that was an increase on the previous year's number of 101 reviewed children. For the year ending March 2009, 210 children have been reviewed at 114 conferences, indicating the ongoing increasing trend. By the end of March 2010, 255 children had been reviewed at 133 review conferences.
- During the year ending March 2008, the number of unborn children newly having a cp plan increased to 15 compared to 6 the previous year. Last year ending March 2009, 9 unborn babies had been made subject of cp plans, with drug & alcohol misuse and domestic abuse all being significant factors. At the end of March 2010, 15 unborn babies had been considered at initial conferences and made subject of a cp plan.
- There has been an increase in the number of very young parents with 7 mothers aged under 21 years of age. This represents a significant 12% of mothers.
- Greater awareness of domestic abuse and better services continue to lead to increased numbers of families where domestic abuse as an issue is identified. Domestic abuse as a factor in children subject of initial conferences this year affected 55% of families. In the years ending 2008 and 2007, this figure was just under 50%. Many of the families affected by domestic violence are also affected by alcohol and housing and have unborn children.
- Despite the large proportion of domestic abuse, only 10 families (17%) were protected either by an injunction, bail conditions or custody of the perpetrator, or the perpetrator had received a caution.
- Drugs and / or alcohol misuse continues to affect a significant proportion of families considered at initial conferences. About 59% of families considered at initial cp conferences were affected by a parent with substance misuse. However only 6.9% were receiving any treatment. This figure has risen slightly as in the previous 2 years it affected about 50% families.
- In 7 of the families last year (12%), care proceedings were either underway or likely to occur. At the end of this year this figure stands at 9 (15.5%), in line with a national increase of public court proceedings following Baby Peter's death and the subsequent public enquiry.
- A significant number of nearly 18% of families have had a child in their care removed or voluntarily placed with alternative carers.
- Only 4 children (or 7%) so far have been previously subject of a cp plan compared to five children from 4 families last year which represented 6% of children. Nationally at the end of March 2008, 14% of children had previously been the subject of a cp plan.

APPENDIX 3

- Just one of the children (1.7%) who ceased to be subject of a plan had been the subject of a plan for over 2 years. Nationally this figure at the end of March 2007 was 6%. The child protection service manager monitors children as they go into their second year subject of a cp plan and reports to DMT on a regular basis. However there are currently 10 children from 5 families who have been the subject of cp plans for longer than 2 years.
- Neglect continues to be the most frequently used category and at the end of this year accounted for 54% of children. As more domestic abuse is identified, so emotional abuse as a category has continued to increase and stands currently at 35% of initial conferences. Sexual and physical abuse account for 2% & 4% each. Five children (5%) received a cp plan under more than 1 category.
- This year one of the adult carers was considered to be a 'Risk to Children'. The child protection process identifies these individuals and ensures that they are flagged on the Social Care data base.
- There were 2 children with a disability considered at the 58 initial cp conferences this year. However at the year end there were 4 children with disabilities.
- Housing difficulties at about 40% continue to account for a significant proportion of families.
- The other significant but broadly consistent factor this quarter was that 53% of the families considered at initial conference were headed by a single parent.
- There were 25 children from 17 families from other Local Authorities on Kingston's temporary list of children subject of cp plans year at year end.

Age groups as follows:

Under 1s = 0 child; 1-4 years = 11 children; 5-12 years = 10; 13 plus = 4.

APPENDIX 3