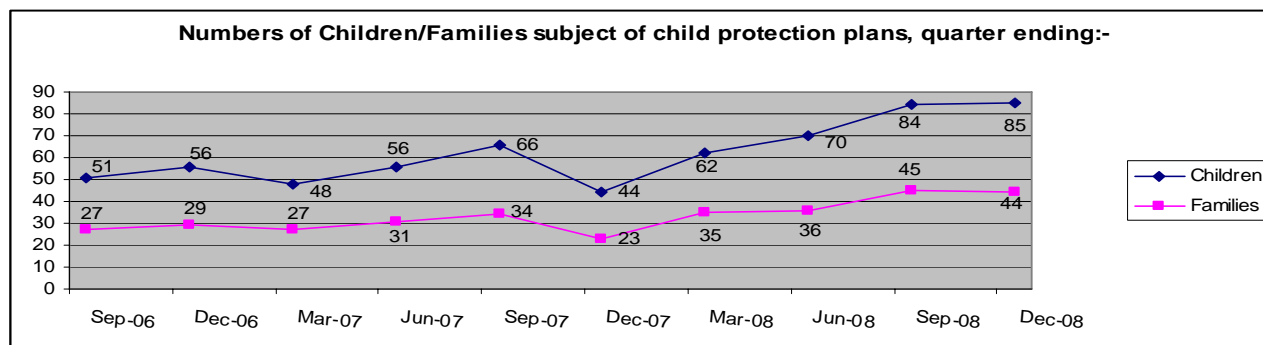


CHILD PROTECTION INFORMATION FOR LSCB MEETING ON 26/2/09

Information from 01/04/08 to 31/12/08

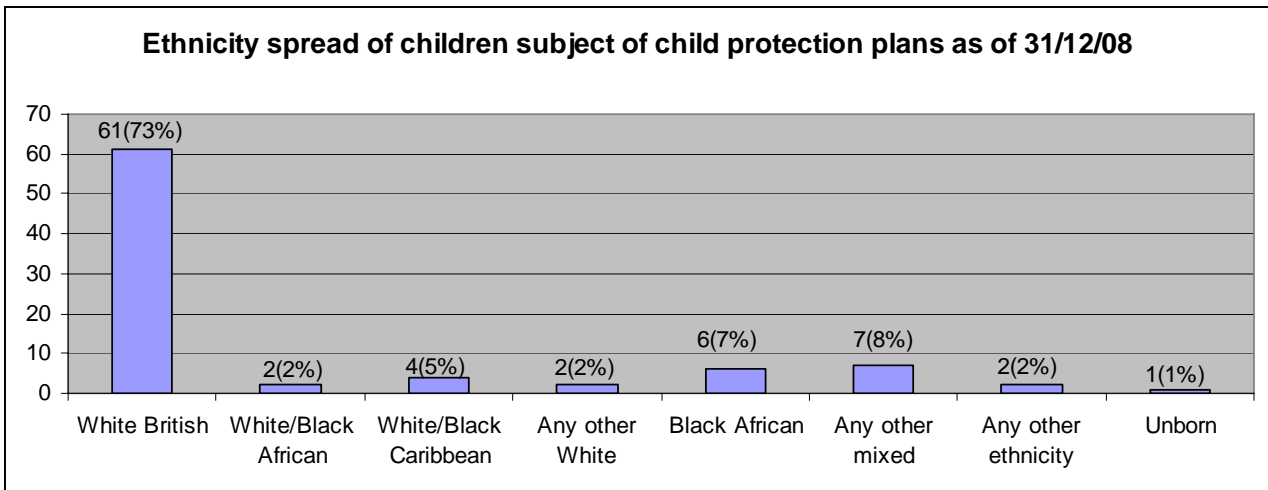
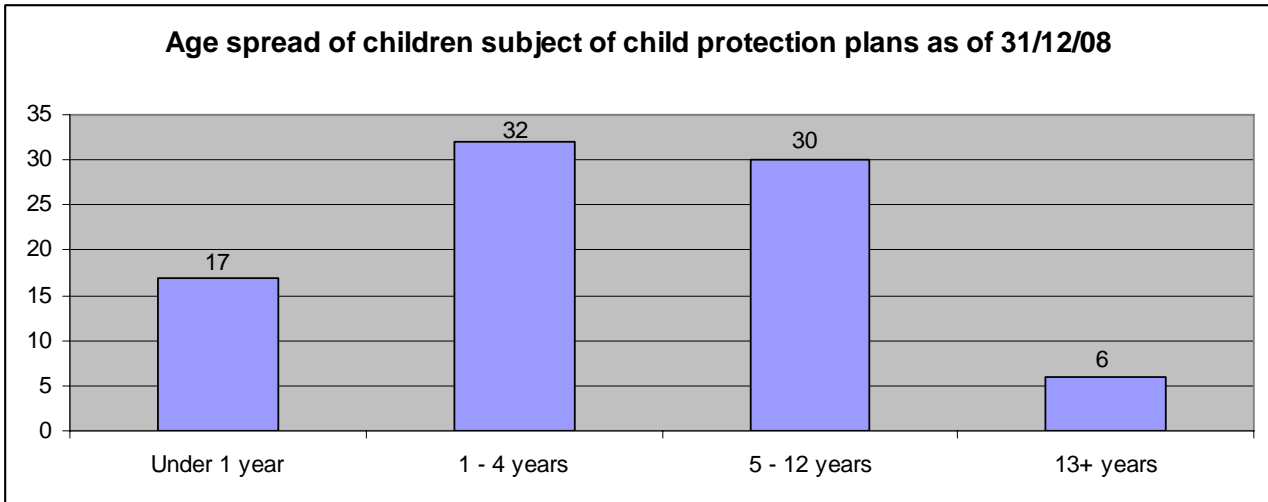


Children subject of Child Protection Activity from 1/4/08- 31/12/08	
No. of children subject of Section 47 enquiries that were concluded in the period.	121 S47s
No. of children considered at Initial Child Protection Conference (ICPC)	76 children /43 ICPCs
No. of children made subject of child protection plans from the 43 ICPCs	71 (includes 9 unborn)
No. of children not made subject of child protection plans from the ICPCs	5 children from 2 families
No. of children subject of ICPC who have previously had a CP Plan	4 from 3 families
No. of children considered at the 85 review conferences	159 from 85 families
No. of children whose CP Plan concluded	48 from 29 families
No. of review conferences held on time	100%
How long subject of a CP Plan at 31/12/08: a) Less than 1 year b) Between 1 – 2 years c) Over 2 years	a) 67 children b) 15 children c) 3 children
Total no. of conferences / children: a) Initial b) Review	128 / 235 a) 43 considering 85 children b) 76 considering 159 children
Parental / family members attendance at the 128 conferences:	113 conferences had at least 1 family member attend = 88%
Distribution of the CP Plan within 48 hours to all core group members	100%
Distribution of conference minutes within 15 working days	111 / 128 (87% on time) *
Children subject of a cp plan with a qualified allocated social worker	100%

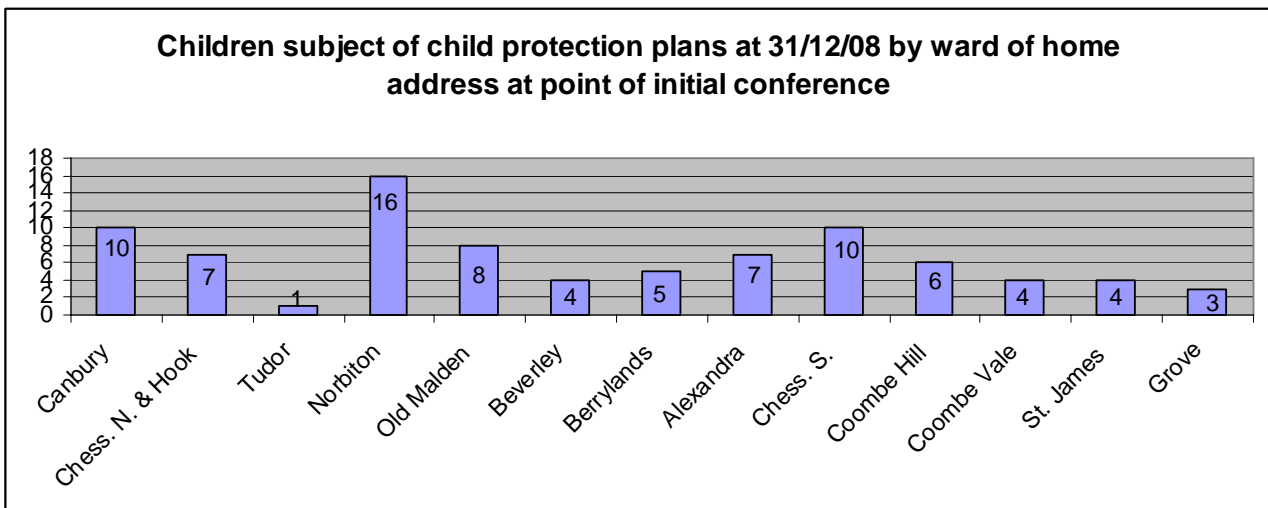
* Increased activity has capacity issues. To address this there has been an increase of 7 hours administrative support per week on a temporary basis. This will be reviewed in January 2009.

Details of the 85 Children with Child Protection Plans as of 31/12/08

- **Genders** – 43 girls and 41 boys + 1 unborn
- **Disability** – 4, all boys, 3 on autistic spectrum and 1 child with cerebral palsy.

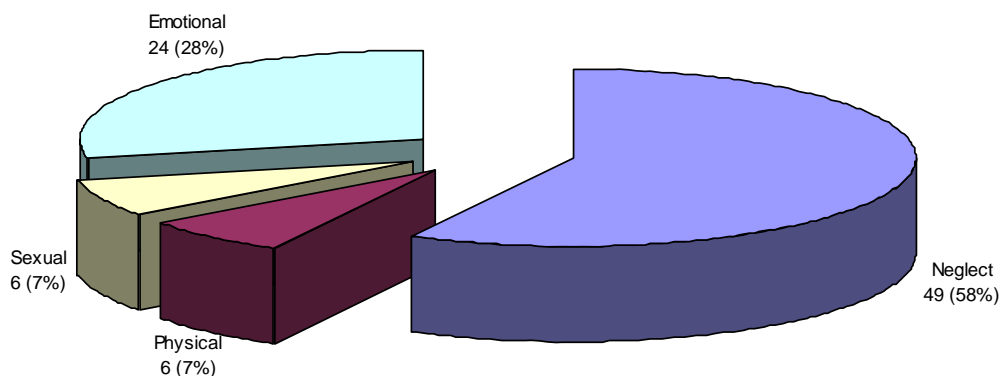


Ages of ethnic minorities children: 0(x5), 1(x3), 2(x1), 3(x2), 4(x2), 5(x2), 6(x1), 7(x4), 9(x2), 10(x1), 11(x1)



There are no children subject of Child Protection Plans from Tolworth & Hook, Surbiton Hill & St. Marks wards

Children subject of child protection plans by category of abuse as of 31/12/08



Categories include both 'likely' and 'actual'. Multiple categories are only used exceptionally.

Significant Factors affecting the 76 Children (including 9 unborn) & their Families subject of the 43 Initial CP Conferences held 01/04/08 – 31/12/08

Parent thought to have an undiagnosed mental health difficulty	1/43
Parent with a diagnosed mental health illness	6/43
Parent receiving a CMHT service	4/43
Parent receiving inpatient treatment for mental health illness under Section	1/43
Domestic abuse either currently or previously a factor	30/43
Injunction, bail restrictions in place, offender cautioned or in custody	4/43
Previous child removed or not in parents' care	6/43
Care proceedings actual or likely	6/43
Residence application by extended family	2/43
Lone parent	21/43
Parent is / was in care and /or a care leaver	5/43
Parent previously subject of a child protection plan	4/43
Parent aged 21 or under	5/43
Child with a disability	5/43
Child placed with extended family members	3/43
Child receiving regular respite from a foster carer	0/43
Looked after child	6/43
Large families (4 plus children)	4/43
Drug misuse	4/43
Alcohol misuse	9/43
Drug & alcohol misuse	6/43
Parent receiving treatment for substance misuse	9/43
Neo natal substance misuse	3/43
Parent involved in internet offending	3/43
Parent deemed to pose a risk to children in general	4/43
Parents subject to statutory supervision (Probation)	3/43
Young person subject to statutory supervision (YOT)	0/43
Parent with a diagnosed learning disability or believed to have one	4/43
Housing including arrears	18/43
Non / poor school attendance	3/43
Child previously been subject of a CP Plan	4/43

Key Trends in Child Protection Activity

- Over the last 2 plus years, child protection activity has steadily increased. In the year ending March 2007, 40 children were made subject of child protection plans. This number increased to 74 in the year ending March 2008. Currently as of 31/12/08, 71 of the 76 children considered at ICPCs have so far been made subject of cp plans.
- Nationally the number of children being made subject of a cp plan for the year ending March 2007 was 30 children per 10 000 population. Kingston's figure increased from 15 per 10 000 for the year ending March 2007 to 20 per 10 000 year ending 2008. Currently this figure is 26.9 per 10 000 for the third quarter.
- Last year, 148 children were subject of 78 review conferences, an increase from the previous year of 119 children and that was an increase on the previous year's number of 101 reviewed children. So far year ending 31/12/08, 159 children have been reviewed at 85 conferences, indicating the ongoing increasing trend.
- Last year the number of unborn children newly having a cp plan increased from 6 the previous year to 15 unborn babies. So far 9 unborn babies have been made subject of cp plans year ending 31/12/08, with drug and alcohol misuse and domestic abuse all being significant factors.
- The incidence of domestic abuse as a factor in children subject of initial conferences has increased, affecting nearly 75% of the 43 families. Last year this figure remained stable from the previous year at just under 50%. Many of the families affected by domestic violence are also affected by alcohol.
- Despite the large proportion of domestic abuse, only 4 families were protected either by an injunction, bail conditions or custody from the perpetrator, or the perpetrator had received a caution.
- Drugs and / or alcohol misuse continues to be a significant factor in 19 of the 43 families considered at initial cp conferences. Last year this figure was also nearly 50%.
- In 6 of the families, care proceedings were either underway or likely to occur.
- Four children from 3 families had previously been subjects of cp plans in Kingston and a repeat was unavoidable. This represents 11.5 per 10 000 of Kingston's population. Nationally at the end of March 2007, this figure was 13 per 10 000.
- None of the children who ceased to be subject of a plan had been the subject of a plan for over 2 years. Nationally this figure at the end of March 2007 was 6%. The child protection service manager monitors children as they go into their second year subject of a cp plan and reports to DMT on a regular basis. However there are currently 3 children from 2 families who have been the subject of cp plans for longer than 2 years. In both these cases there have been many changes of social workers due to staff leaving.
- Neglect continues to be the most frequently used category and at the end of the half year accounted for 58% of children. Emotional abuse increased from last year's

overall figure of 18% to 28% this year ending 31/12/08. Sexual and physical abuse accounted for 7% each.

- Five of the 6 children receiving a cp plan under the category of 'sexual' were all 'likely sexual abuse' and related to their step / birth fathers being arrested for viewing indecent images of children. The other child under the category of 'likely sexual abuse' was due to mother's partner having a conviction for a serious sexual offence against a child.
- Four of the adult carers were considered to be a 'Risk to Children'. The child protection process identifies these individuals and ensures that they are flagged on the Social Care data base.
- No children for year ending 31/12/08 were receiving a cp plan under multiple categories and in Kingston multiple categories are now used only exceptionally. Instead the predominant category is used.
- There were 5 children with disabilities, all boys, 4 with autism and 1 child with cerebral palsy considered at the 42 initial conferences.
- Housing difficulties increased slightly as a significant factor affecting from one third to just over 40% of families.
- The other significant factor this half year was that nearly half of the families were headed by a single parent. This is a broadly consistent figure.
- A significant number of the parents had them selves been known to Social Services as children, either being children in care (11%) and/or subject of a cp plan (9%).